

# THE STORY OF RANSOM HUNTER

## K-2 EDUCATOR'S RESOURCE GUIDE

### Educator Overview

#### Grades K–2

This lesson introduces students to Ransom Hunter, an important historical figure whose life and legacy are connected to the history of North Carolina and the development of local communities. Through guided discussion, storytelling, and simple activities, students will begin to understand how people in the past helped shape communities and why certain individuals are remembered over time.

Students may encounter the name Ransom Hunter through community conversations, local history references, or news stories, without access to age-appropriate materials that explain who he was or why his story matters. This lesson provides educators with clear background information, child-friendly language, and a structured lesson plan to support meaningful classroom instruction.

At the K–2 level, the focus is not on memorizing dates or complex historical details. Instead, this lesson helps students recognize that real people from the past helped build communities, that communities remember individuals who made a difference, and that history helps us understand the places where we live today.

#### Lesson Focus

- Community history
- A local historical figure
- Early ideas about freedom, home, and belonging

#### Time Required

30–45 minutes

(Activities may be adjusted or extended to meet classroom needs.)

#### Materials Needed

- This educator resource guide
- Paper and crayons or markers
- Optional: photographs or images related to local or community history

#### About the Ransom Hunter Foundation

The Ransom Hunter Foundation is a family-run organization dedicated to preserving and sharing the history of Ransom Hunter and the community he helped establish. The Foundation provides free educational resources to support teachers, families, and community members in learning and teaching this history.

Additional free resources and lesson materials are available at [RansomHunterFoundation.org](https://RansomHunterFoundation.org)



# THE STORY OF RANSOM HUNTER

## K-2 EDUCATOR'S RESOURCE GUIDE

### Learning Objectives

**By the end of this lesson, students will be able to:**

- Recognize Ransom Hunter as a real person from the past connected to community history
- Understand that people and communities change over time
- Describe simple ways individuals help shape and contribute to a community
- Explain why communities remember certain people from the past

These objectives align with early elementary social studies standards related to change over time, community, and historical understanding.

### Instructional Approach

This lesson emphasizes:

- Oral discussion and storytelling
- Listening and speaking skills
- Visual and creative expression

Students are not expected to memorize dates, locations, or detailed historical facts. Instruction focuses on helping students understand people, community, and the connection between past and present.

### Assessment (Informal)

Student understanding may be observed through:

- Participation in guided discussion
- Ability to answer simple oral questions
- Engagement in drawing or activity-based responses


Formal assessment is not required for this lesson.

### Standards Alignment (North Carolina K–2)

This lesson supports North Carolina K–2 social studies standards by addressing:

- Change over time (Kindergarten History)
- Community and cultural understanding (Kindergarten and 1st Grade)
- Historical perspective and cause-and-effect relationships (2nd Grade History)

Educators may adapt this lesson to align with specific grade-level standards within their classroom or district.



# THE STORY OF RANSOM HUNTER

## K-2 EDUCATOR'S RESOURCE GUIDE

### Teacher Background

Ransom Hunter was a real person whose life is connected to the early history of North Carolina and the development of local communities. He lived during a time of great change in American history and played an important role in building a community where families could live, work, and support one another.

Ransom Hunter worked as a farmer, an entrepreneur, and community leader. After the Civil War, he used his skills and resources to acquire land and develop it for farming, homes, businesses, and gathering places. He believed that land ownership, work, and education were essential for building strong communities, and he worked to create opportunities for others to do the same.


One of Ransom Hunter's most important contributions was helping to establish a community known as Freedom. He provided land and support for families, churches, and a school, creating a place where people could live together and build stable lives. His work helped shape the growth of the surrounding area and influenced the development of what would later become part of Mount Holly, North Carolina.

At the K–2 level, educators should focus on Ransom Hunter as a person who:

- Lived in the past
- Worked hard and planned for the future
- Helped build a community
- Is remembered because of the positive impact he had on others

Educators are not expected to teach detailed historical timelines, legal history, or complex social issues as part of this lesson. If students ask questions beyond the scope of this guide, teachers may acknowledge that Ransom Hunter's life connects to larger historical events that students will learn about as they grow older.

Additional adult-level biographies, articles, and historical resources are available through the Ransom Hunter Foundation for educators who wish to explore this history in greater depth.



# THE STORY OF RANSOM HUNTER

## K-2 EDUCATOR'S RESOURCE GUIDE

### Key Vocabulary


The following words support student understanding of Ransom Hunter's life, the past, and why he is remembered. Students are not expected to memorize definitions.

Vocabulary should be introduced through conversation, storytelling, and visuals.

- Church – A place where people gather to worship God.
- Community – A group of people who live together.
- Farmer – A person who grows food.
- Home – A place where people live.
- Horse – An animal that helps people work.
- Land – The ground where people live and grow food.
- Past – A time long ago.
- School – A place where children learn.
- Work – The things people do to help.

### Guidance for Educators

- Vocabulary should be introduced naturally through the story of Ransom Hunter's life.
- Focus on meaning rather than formal definitions.
- Use examples from the lesson to reinforce understanding (for example, how Ransom Hunter worked, lived, and is remembered today).
- Not all terms must be introduced in every classroom; educators may select words based on grade level and student readiness.



# THE STORY OF RANSOM HUNTER

## K-2 EDUCATOR'S RESOURCE GUIDE

### Activity Options

The following activities are provided as free, ready-to-use downloads through the Ransom Hunter Foundation. Educators do not need to create or design these materials.

These activities reinforce the story of Ransom Hunter using picture-based vocabulary directly from the biography.

#### **Picture-Based Word Search (Downloadable)**

This activity includes a picture-supported word search using key words from the story.

Vocabulary includes:

1. **farmer**
2. **land**
3. **school**
4. **church**
5. **horse**
6. **community**
7. **past**
8. **home**
9. **work**

Each word search:


- includes visual cues for each word
- is designed for early learners
- supports word recognition rather than spelling

Educators may use this activity as:

- a whole-group activity
- independent work
- a learning center
- a quiet follow-up after storytelling

#### **Matching Pictures to Words (Downloadable)**

This activity includes a picture-to-word matching page using the nine vocabulary words from the story.



# THE STORY OF RANSOM HUNTER

## K-2 EDUCATOR'S RESOURCE GUIDE

### Students may use:

- coloring pages
- draw lines to match pictures and words
- reading comprehension worksheet
- vocabulary page
- student discussion page
- descriptive jobs page

### These activities support:

- comprehension of the biography
- oral language development
- vocabulary recognition
- understanding of community and work

### Teacher Guidance

- All activities are pre-made downloads and require no preparation beyond printing.
- Activities may be used independently or alongside discussion and storytelling.
- Educators may select one or several activities based on time and classroom needs.



# THE STORY OF RANSOM HUNTER

## K-2 EDUCATOR'S RESOURCE GUIDE

### Extensions And Additional Resources

#### Optional Enrichment

The following resources are available for educators, families, and community members who wish to explore the life and legacy of Ransom Hunter in greater depth. These materials are not required to complete the K–2 lesson.

Ransom Hunter Foundation Website

**The Ransom Hunter Foundation provides free downloadable materials, including:**

- educator resources
- student activity pages
- picture-based learning tools
- historical background for adults

These resources may be used for lesson extension, family engagement, or future grade-level study.

#### Video Resource

An optional video about Ransom Hunter is available on the Ransom Hunter Foundation YouTube channel. Educators may choose to use the video as:

- an introduction to the lesson
- a visual reinforcement of the story
- a closing reflection activity

Video use is optional and may be adapted based on classroom time and student readiness.

#### Additional Reading for Educators

Adult-level biographies and historical articles are available through the Foundation for educators who wish to learn more about Ransom Hunter's life and historical context.

These materials are intended for educator background and professional learning and are not designed for K–2 student use.

#### Teacher Note

This educator guide is designed to stand alone. All core lesson components may be taught using this guide and the free downloadable activities. Optional resources are provided to support flexibility, enrichment, and future learning.

